



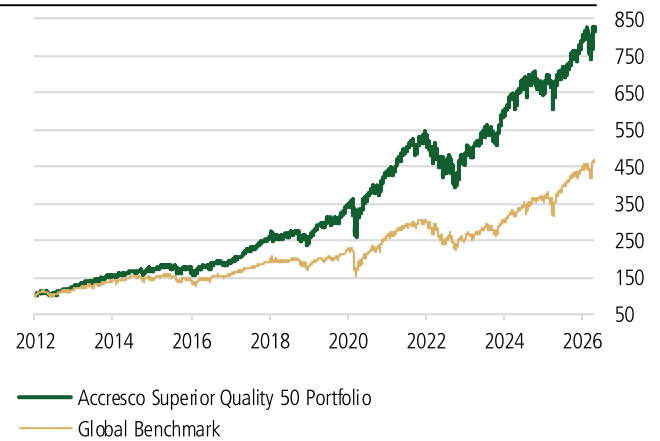
Accresco Superior Quality 50 Portfolio

April 30, 2026

Description

The **Accresco Superior Quality 50 Portfolio [ASQ50]** is composed of the 50 largest companies by market capitalization globally that meet high quality scores based on certain financial and managerial factors, including but not limited to the following three fundamental parameters: return on equity, earnings volatility and financial leverage. The portfolio is equally-weighted. The selection of the most promising companies is based on predefined, rules-based criteria. Rebalancing takes place semi-annually. A quarterly risk-control review (end of March, June, September, December) checks compliance with the dividend rules.

Chart since inception



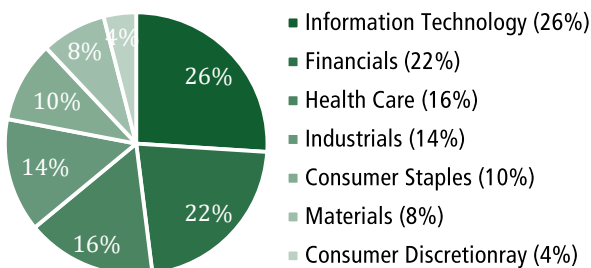
Analysis Facts

Weighting Method	Equal weighted
Rebalancing Frequency	Semi-annually: end of March and September
Calculation Frequency	Daily
Calculation Currency	USD
Launch Date	01.01.2012
Initial Price	USD 100.-
Nav 30.04.2026	827.70

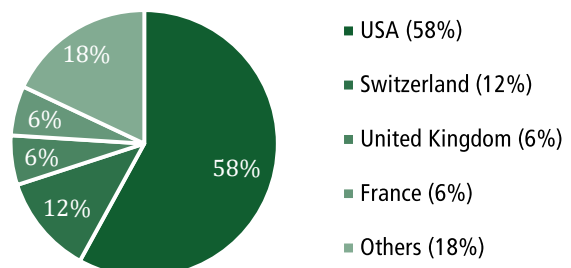
Performance

	2016	2017	2018	2019	2020
Portfolio	9.87%	33.27%	-2.32%	37.34%	27.11%
Benchmark	7.86%	23.97%	-9.41%	26.60%	16.25%
	2021	2022	2023	2024	2025
Portfolio	25.76%	-15.75%	30.04%	8.47%	20.33%
Benchmark	18.54%	-18.36%	22.27%	17.49%	22.34%
	YTD	1 Yr	3 Yr avg	since inception avg	
Portfolio	6.23%	22.94%	16.97%	15.89%	
Benchmark	6.65%	31.00%	19.78%	11.36%	

Sector Breakdown



Country Breakdown



Ratios

		2016	2017	2018	2019	2020	2021	2022	2023	2024	2025
Volatility	Accresco Superior Quality 50	13.65%	6.84%	12.94%	10.92%	25.77%	11.13%	20.16%	11.76%	11.09%	13.05%
	Global Benchmark	12.78%	5.72%	12.54%	9.98%	28.02%	10.92%	19.70%	10.98%	10.50%	13.67%
Sharpe Ratio	Accresco Superior Quality 50	0.67	4.07	-0.33	2.74	0.92	2.06	-0.95	1.79	0.27	1.10
	Global Benchmark	0.58	3.69	-0.97	2.21	0.54	1.60	-1.16	1.39	1.07	1.17
Jensen Alpha	Accresco Superior Quality 50	1.51%	5.77%	7.82%	6.92%	10.06%	6.66%	3.45%	5.69%	-7.93%	-2.90%
Beta	Accresco Superior Quality 50	1.05	1.07	1.02	1.06	0.92	0.96	1.01	1.03	1.00	0.86
Tracking error	Accresco Superior Quality 50	3.51%	3.35%	3.33%	3.69%	6.04%	4.53%	5.23%	4.06%	4.30%	6.10%
Inform. Ratio	Accresco Superior Quality 50	0.53	2.16	2.27	2.20	1.48	1.31	0.60	1.51	-1.86	-0.27

Top 10 Constituents



Disclaimer

This document is issued by LAPIS Asset Management Ltd. LAPIS Asset Management Ltd is authorised by FINMA and supervised by AOS (Supervisory Organization).

This document is marketing material and is for informational purposes only.

It does not constitute an offer, investment recommendation, financial advice, or solicitation to buy or sell any financial instruments. The information provided does not constitute investment advice, does not offer or promote any form of investment, and should not be considered a recommendation or invitation to invest. This document has been prepared with care; however, errors, inaccuracies, omissions, or outdated information may occur. LAPIS Asset Management Ltd assumes no liability for the completeness, accuracy, or timeliness of the information provided. Market conditions may change rapidly, affecting the relevance, estimates, and projections contained herein. Changes and events occurring after the date of this document could impact the validity of its conclusions. LAPIS Asset Management Ltd is under no obligation to update or revise this document or the information and data on which it is based. Investing involves risks, including the potential loss of capital. Past performance is not a reliable indicator of future results. The tax treatment of investments depends on individual circumstances and may change over time. Investors should conduct their own analysis or seek professional advice before making investment decisions. LAPIS Asset Management Ltd assumes no liability for any investment decisions made based on the information contained in this document. For official details regarding financial instruments mentioned herein, please refer to the relevant product documentation. This document is intended for professional investors and may not be suitable for all jurisdictions. It is not directed at, or intended for distribution to, any person or entity in any jurisdiction where such distribution, publication, or use would be contrary to local regulations. Unauthorized reproduction or distribution of this document is prohibited.